



Tuesday 12th September

Welcome to Year 13 Parents
Information Evening



Tuesday 12th September

- Welcome – Mr Marston, Mr Holton & Ms Mummary
- Meet your tutor
- UCAS process presentation – Ms Mummary

Key Stage 5 Results

A* - A = 31%

A* - B = 61%

A* - C = 87%

A* - E = 100%

D* - D = 58%

Key Stage 5 Results

University Destinations

84 students placed in their firm choice

7 students placed in their insurance choice

37 students going to Russell Group Universities

1 Vet, 1 Medic, 2 Oxbridge

1 Norland Nanny, 2 Paramedics, Wildlife Conservation,
Art Foundation, Psychology, Neuroscience, Architectural
Design, Football Coaching, Politics & French, Film &
Television, Marine Biology, Aeronautics.....

Key Stage 5 Results

Other Destinations

Gap years – eg. Volunteering in Thailand

Police

Apprenticeships

Further study at Henley College

Foundation Art courses

Armed Forces

Time with Form Tutors

Tutors:

13NJO (Miss Jones) – W5

13GS (Miss Simpkins) – W2

13TMG (Mrs McGarrick) – W6

13CHS/LR (Miss Howard-Sauners) – W8

13VA (Ms Arnold) – W7

Key Stage 5 Results



Wallingford Sixth Form Parents evening presentation

Welcome

UCAS



Expectations

1:1 Ratio	One hour of homework per lesson
Study Periods	Used for homework and extension work
Deadlines	Must be met. If not student must stay at the end of the day to complete.
Organisation	Keep organising folders, notes etc. Keep using Satchel One & newsletter.
PLCs	Must be at the front of folders.
Opportunities	Involvement in extra & super curricular activities is encouraged.
Attendance	Aim for 100% attendance!
Communication	Encourage email, face to face chats, honesty.

What is UCAS?

UCAS is an independent charity providing information, advice and admissions services. We're there to help people figure out what the next step in education might be.

UCAS does:

- provide information, advice, and support
- process applications
- complete fraud and verification checks
- take part in education sector engagement

UCAS doesn't:

- make decisions or offers
- set entry requirements
- advise on finance
- advise on immigration or visas for individuals


Choices available



HIGHER
EDUCATION



APPRENTICESHIPS



STUDYING
ABROAD



GAP YEAR



GETTING A JOB

Register for the UCAS Hub to understand the options available and make choices that are right for you: ucas.com/hub

Unifrog is a platform we have subscribed to that also offers guidance and information to students about careers, university and apprenticeships. Students are able to keep track of their research, creating short lists and also filter their searches so that they can find courses and universities that suit them (e.g. campus, good night life, withing 50 miles of home etc.) We have been using it in PSHE to encourage the students to research their options and write their personal statements. The 6th Form tutors are able to read and comment on the personal statements. It's a fabulous resource and students who take the time to explore all that it has to offer will reap the benefits.

<https://www.unifrog.org/about>

The logo for Unifrog, featuring the word "unifrog" in a white, lowercase, sans-serif font, centered on a solid green rectangular background.

What we have done so far to support students

6th Form



- PSE sessions on Next Steps using *Unifrog*
- UCAS Fair in March
- MOOCs
- Conversations with form tutors
- Newsletter opportunities
- Year 12 Enrichment Week

Year 12 Enrichment Week

6th Form



- Talks from ex students
- Talks from individuals in different careers and human library
- Talk about Apprenticeships and Gap Years
- Time with tutors to explore/research different pathways.
- Trip to Southampton University
- Trip to Fugro for Apprenticeships
- Work with Early Entry students

UCAS

Check out ucas.com/apprenticeships to find out more, including:

- degree apprenticeships
- how to find and apply for apprenticeships
- preparing for application and interview
- browse our industry guides

Sign up at careerfinder.ucas.com to search for apprenticeships and internships vacancies.

Keep in touch with Mrs Ward, our careers adviser, keep looking at our newsletter and [apprenticeships.gov.uk](https://www.apprenticeships.gov.uk)

How can I apply?

- Applications are made directly through the company or the education provider.
- There is no limit on the number of applications you can make.
- The application process might vary across vacancies, you could be asked for:
 - CV and Covering Letter
 - Application Form
 - In App/Site application
- You can apply for universities and apprenticeships at the same time!



Why higher education?

- Essential for some career paths.
- Develop new transferable skills and subject knowledge.
- Increase confidence and independence.
- Broaden experiences.
- Meet new people.
- Investment in the future.
- Increased job prospects.
- Higher earning potential.



Choosing the right place

- **Style** – from traditional, with a focus on subject-based courses and research, to modern universities/colleges, with a greater focus on vocational courses.
- **Location** – some are in large cities, others in small towns, by the coast or in the countryside – it's all a major influence on the environment and lifestyle.
- **Size** – larger universities can have more than 20,000 students, whereas some of the smallest have only a few thousand.
- **Culture and facilities** – influenced by a range of factors, including the diversity of students who attend.
- **What graduates do** – all universities collect destination statistics; it can be useful to find out what jobs or further study students go on to.
- **Tuition fees** – can vary between universities and colleges; check if there are scholarships or bursaries available.
- **Living costs** – accommodation, transport, and food can vary enormously.

Choosing the right course

- What does the course cover?
- Courses with the same title may be very different.
- Look carefully at the core course content, and the range of optional studies/modules available.
- Which modules are the most interesting and relevant to your career aspirations?
- See if the course or university/college offers any internship, placement, or study abroad opportunities.
- How is the course taught – structured teaching, or more independent research? How many lectures are there, and how much group work will be done in seminars?
- How is the course assessed?



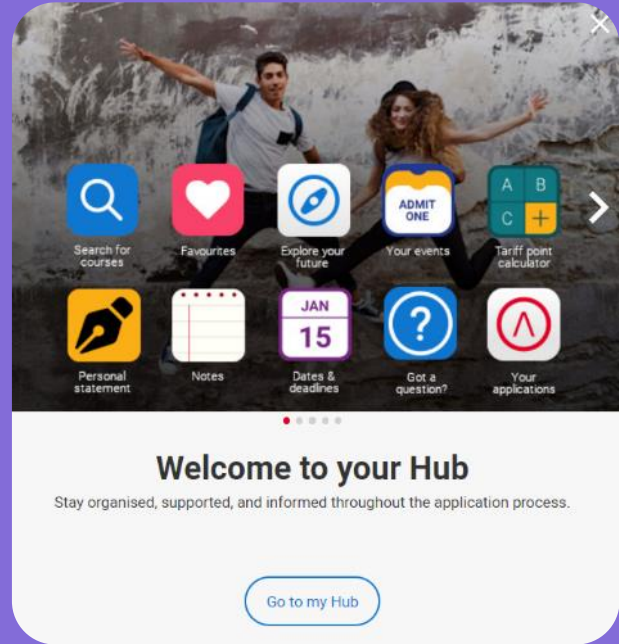
UCAS Hub

UCAS

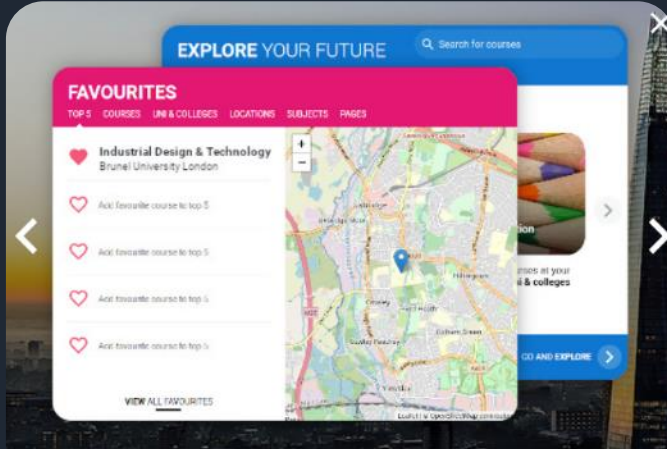
Starting your research

Register with the UCAS Hub to:

- explore careers, subjects, places, and apprenticeships
- find and favourite from over 35,000 courses
- search for open days, online events, and virtual tours
- turn predicted grades into UCAS Tariff points
- speak to those in the know using [Unibuddy](#)
- speak to career, higher education, and application specialists by attending the [Hub lives](#)
- take the [UCAS Quiz](#) to find your career matches
- start an application for 2024 entry (from May 2023)



Tools to help

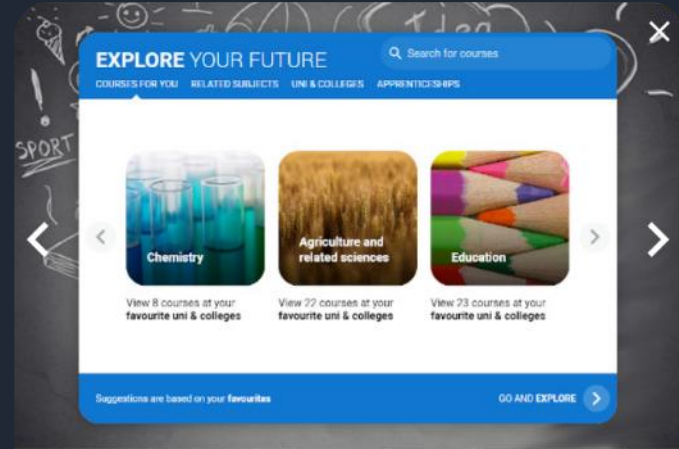


The screenshot shows a mobile app interface for 'EXPLORE YOUR FUTURE'. It features a search bar at the top. Below it, a 'FAVOURITES' section lists 'Industrial Design & Technology' at Brunel University London. A map of London is visible in the background. Navigation arrows are present on the sides.

Search and favourite courses

Search for courses, view your top five choices, and manage and edit your favourites.

[Go to my Hub](#)



The screenshot shows a mobile app interface for 'EXPLORE YOUR FUTURE'. It features a search bar at the top. Below it, three categories are displayed: 'Chemistry' (8 courses), 'Agriculture and related sciences' (27 courses), and 'Education' (23 courses). Navigation arrows are present on the sides.

Explore and favourite options

Explore and favourite subjects, locations, uni and colleges, and courses.

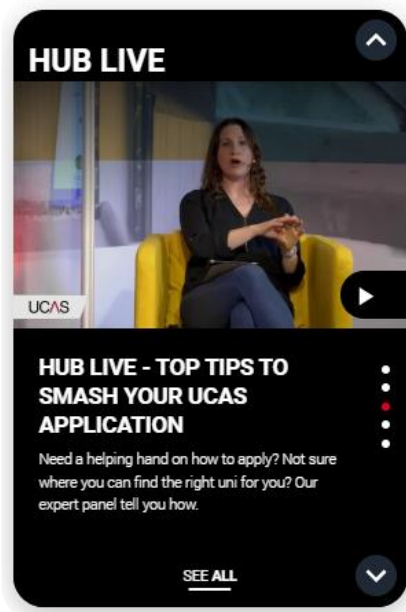
[Go to my Hub](#)

Tools to help

UCAS Hub lives

Join our [live sessions](#) hosted by expert panels.


Ask questions to help you make an informed decision.



UCAS Discovery

Talk to subject and admissions experts, discover apprenticeships, find advice on applying, and more!

[Discover](#) a world of opportunities.




Tools to help

UCAS Quiz

Find job and career ideas matched to your personality.

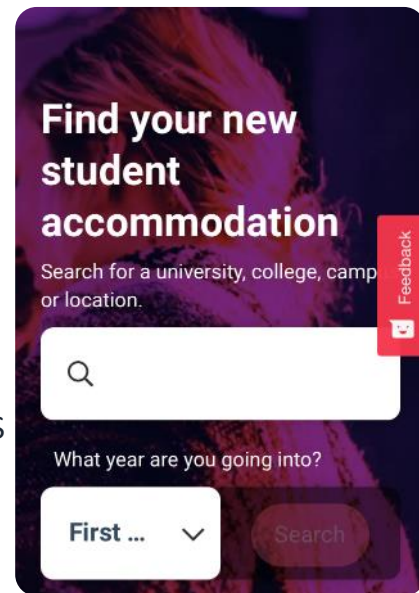
Plus a list of courses previous students studied in order to get there.



Accommodation

High on the list when considering where to study, but it's not always easy to compare what's on offer.

Understand what options there are using our [accommodation search](#).



Plus:

Unifrog



Facebook lives



School resources



Completing the UCAS application



Student registers for a UCAS Hub account to carry out research and start application.



Student completes all sections of the application and sends it to their school/college.



Teacher or adviser reviews the application and adds reference and predicted grades.

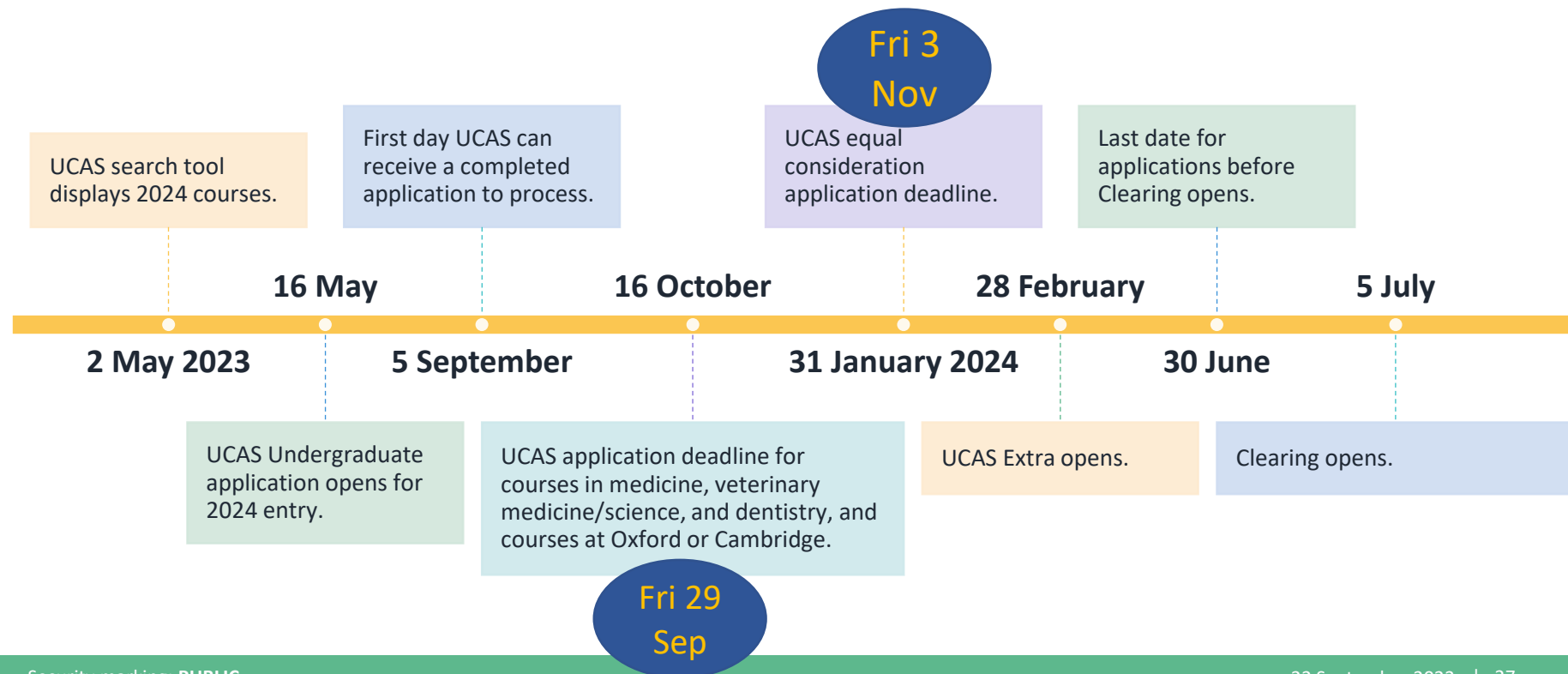


Applications are sent to UCAS by the school or college on behalf of the student.



Universities and colleges make their decisions on the application.

When to apply for 2024 entry



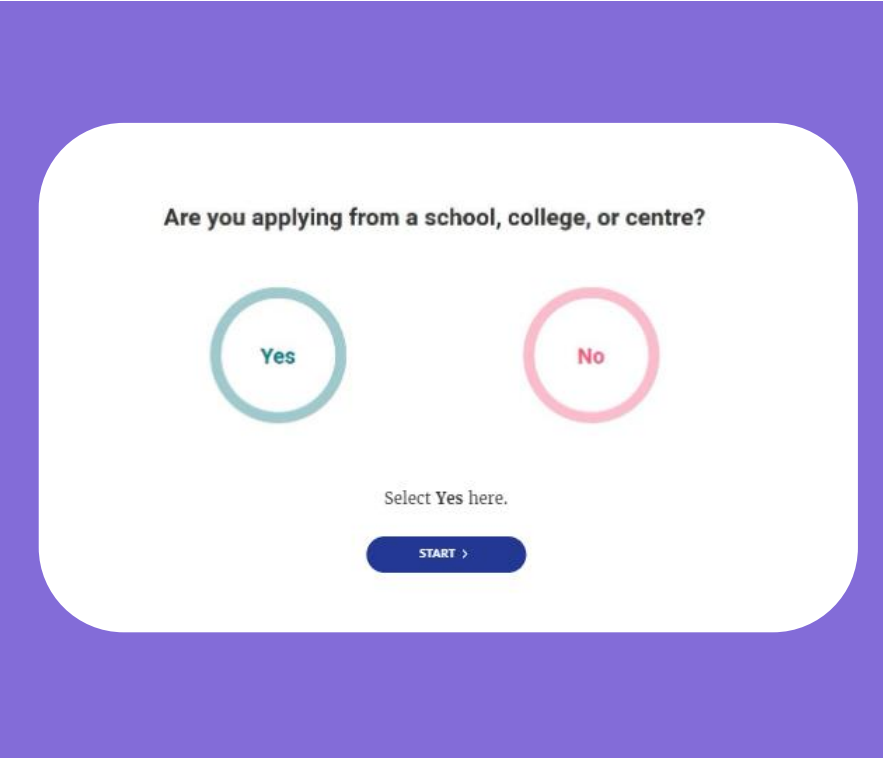
Key facts

- To start an application you need a **UCAS Hub account**.
- Register for UCAS Hub at any time.
- From **16 May 2023** you'll be able to 'Start' your application in your UCAS Hub.
- You have up to **five choices**, unless applying to study medicine, veterinary, medicine/science, dentistry – then it's **four choices**.
- You **can't** apply to **BOTH** Oxford and Cambridge.
- Applying **costs** £27.50
- Apply by the **equal consideration date**.
- Universities and colleges **can't see** your other choices when you apply.



Linking to a school

- If you're applying with the help of a school, college or centre you should enter their 'buzzword' to link your application to them.
- Our buzzword is **wallingford24**.
- By linking your application you're giving your school, college or centre permission to view and track your application.
- It also means they'll provide you with a reference, and send your application to UCAS on your behalf.



Are you applying from a school, college, or centre?

Yes No

Select Yes here.

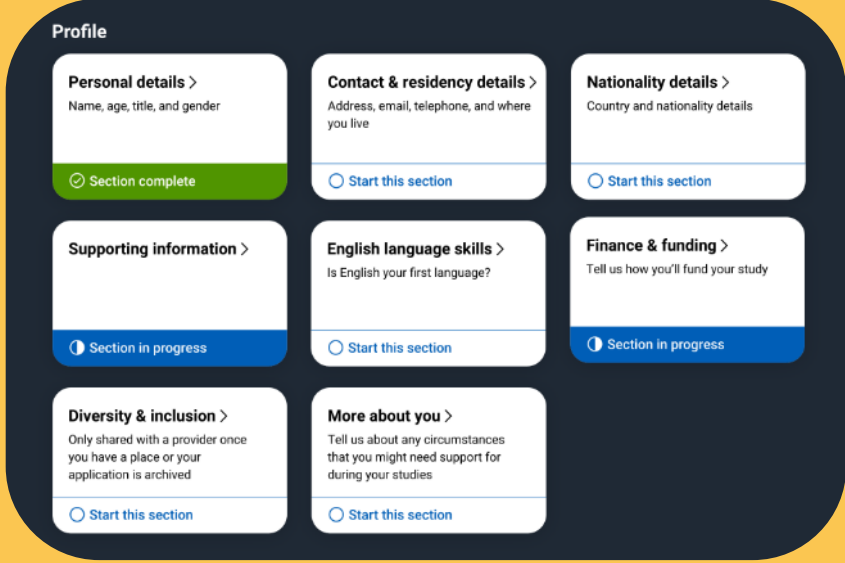
START >

Application

Profile:

- Personal details
- Contact and residency details
- Nationality details
- Supporting information
- English language skills
- Finance and funding
- Diversity and inclusion*
- More about you

* (for students with a UK home address)



The image shows a screenshot of the UCAS application profile dashboard. It features a dark blue header with the word 'Profile' in white. Below the header, there are eight white cards arranged in a 3x3 grid (with the bottom-right cell empty). Each card has a title, a brief description, and a status bar at the bottom. The status bar is green for 'Section complete', blue for 'Section in progress', and white for 'Start this section'.

Section	Description	Status
Personal details >	Name, age, title, and gender	Section complete
Contact & residency details >	Address, email, telephone, and where you live	Start this section
Nationality details >	Country and nationality details	Start this section
Supporting information >		Section in progress
English language skills >	Is English your first language?	Start this section
Finance & funding >	Tell us how you'll fund your study	Section in progress
Diversity & inclusion >	Only shared with a provider once you have a place or your application is archived	Start this section
More about you >	Tell us about any circumstances that you might need support for during your studies	Start this section

Application

Experiences:

- Education
 - Employment
 - Extra activities*
-
- Personal statement
 - Reference**
 - Add choices – up to five

* (for students with a UK home address)

** (not visible for students linked to their school/college)

The image shows a screenshot of the UCAS application progress dashboard. It features a dark blue background with rounded corners. At the top, under the heading 'Experience', there are three white boxes. The first box, 'Education >', contains the text 'Your qualifications and periods of study' and a blue bar at the bottom with a play icon and the text 'Section in progress'. The second box, 'Employment >', contains the text 'Employment, paid or unpaid, or volunteer work' and a green bar at the bottom with a checkmark icon and the text 'Section complete'. The third box, 'Extra activities >', contains the text 'Activities you have attended in preparation for higher education' and a blue bar at the bottom with a play icon and the text 'Start this section'. Below these, under the heading 'Personal Statement', there is a white box with the text 'Personal statement >' and 'Why do you want to study this subject?'. At the bottom of this box is a blue bar with a play icon and the text 'Start this section'.

References

Subject teachers write a reference



Tutor uses these to write a UCAS reference



One of the 6th Form team checks the reference
as part of checking the application



Mr Marston reads all the references



The personal statement



The only section students have full control over



Students only chance to market themselves individually



The same for all choices



A maximum of 4,000 characters, or 47 lines



A minimum of 1,000 characters



There isn't a spelling or grammar check



No formatting is allowed

UCAS' similarity detection service:
every personal statement is run through software to check for plagiarism.

Decisions

Universities and colleges will review the:



personal statement



qualifications



reference

They may also ask for:



admissions test

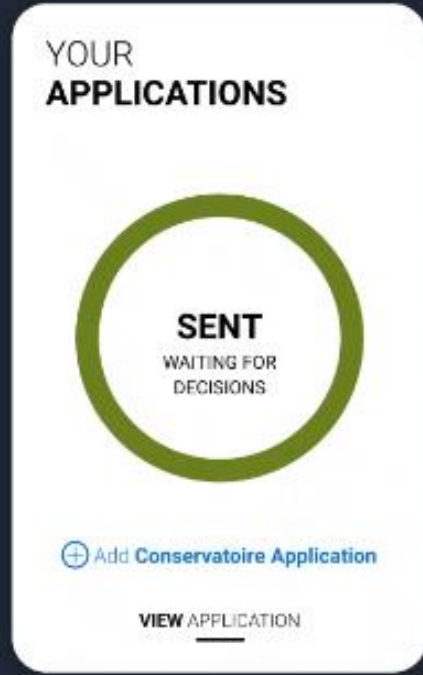


interview



portfolio/audition

Tracking applications



Head to UCAS Hub to:

- follow its progress 24/7
- see choices and personal information
- view offers
- reply to offers online

One of three decisions will be made:

- unconditional offer
- conditional offer
- unsuccessful

Replies to offers

Once decisions have been made on all choices, two can be chosen:

- one as a 'firm' acceptance – first choice
- the other as an 'insurance' acceptance. This acts as a back-up if you do not get into your 'firm' choice

Any remaining offers must be declined.

Once all decisions and replies have been made, if you are not holding an offer, you may be able to use Extra or Clearing to find available places.



Other options

Extra (28 Feb – 4 Jul)

- Used all five choices and had no offers.
- Add Extra choices for consideration one at a time.

Clearing (5 Jul – Oct)

- Apply after 30 June, receive no offers, decline all offers, not met conditions.
- Find vacancies from 5 July and add a Clearing choice to your application.



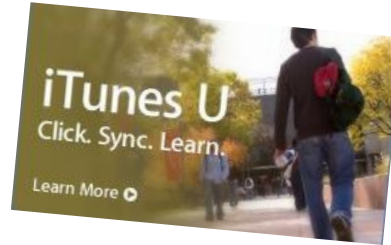
What can students be doing?

- research, research, research
- attend open days and events – including online
- extracurricular and supercurricular activities
- work experience
- volunteering
- independent learning outside the curriculum
- focus on this year's studies





- Reading outside the syllabus
- University websites
- Newspapers
- Journals
- MOOCs
- Podcasts



UCAS

Additional activities & accredited qualifications



UCAS

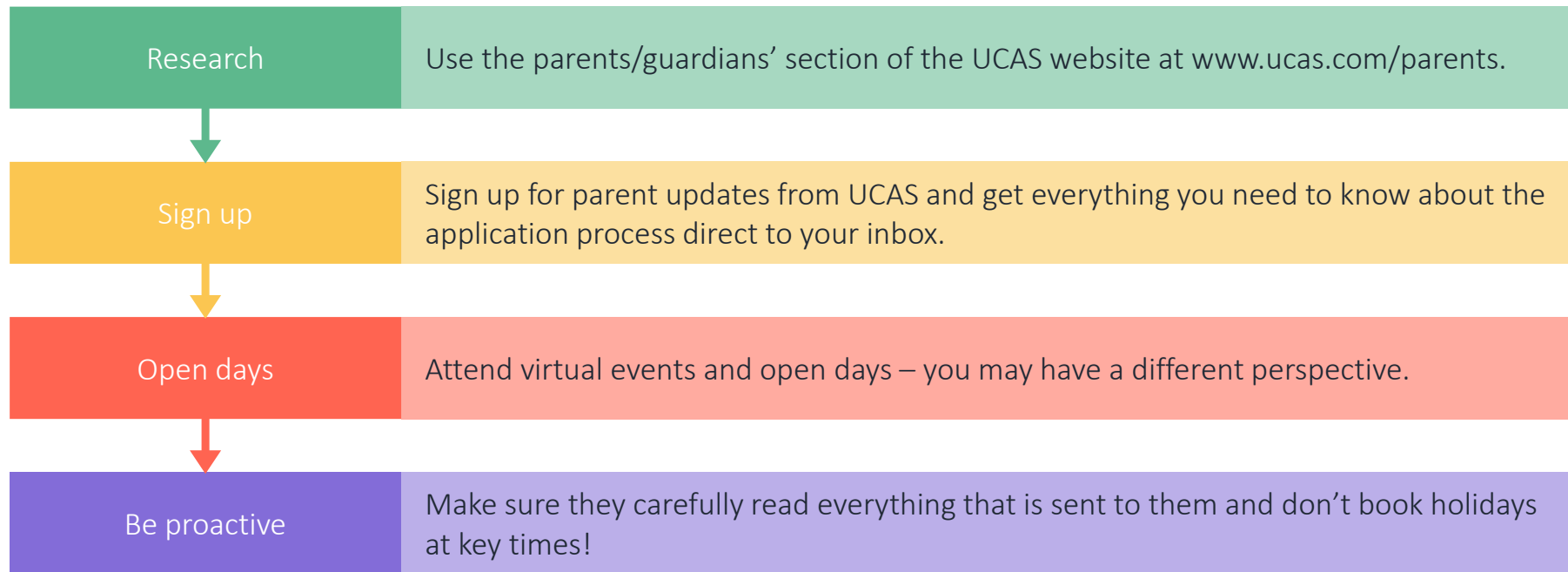


Young Enterprise

Learning by Doing



How can you support them?





Security marking: **PUBLIC**

UCAS

Additional help

UCAS Customer Experience Centre:

0371 468 0 468

From outside the UK:

+44 330 3330 230

Monday to Friday, 08:30 – 18:00 (UK time)

Stay up to date online at:

facebook.com/ucasonline

twitter.com/UCAS_online



Thank you

Any questions?

sixthform@wallingfordschool.com

UCAS

