

GCSE DT: Product Design



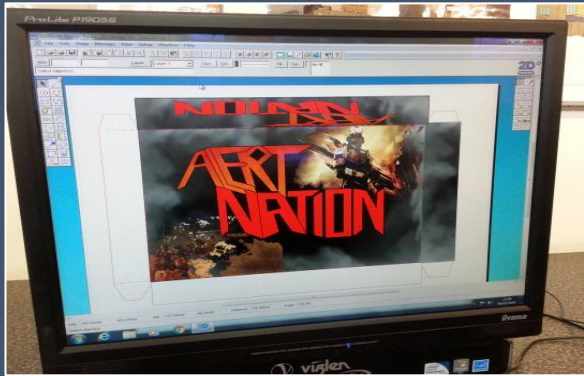
Why Should I Study Product Design?

- You like problem solving and designing.
- You like learning new practical skills.
- You are interested in designing new and innovative products.
- You would like to study a course that offers 50% NEA and 50% written exam.



What Will I Study?

- The new DT GCSE has been developed to best meet the needs of both young people and society in an increasingly technological world.
- Students will gain awareness and learn from wide influences, including historical, social, cultural, environmental and economic.
- It offers an excellent opportunity to engage students in a subject that offers them real prospects.




Some of the skills learnt include:

- Research
- Communication
- Organisation
- Problem solving
- Modelling
- Presentation
- Time management
- Creative thinking
- Technical ability
- Analysis
- CAD/CAM
- Evaluation

What Will Product Design Lessons Be Like?

- There is much to learn through getting involved with practical activities as well as learning theory.
- Your classroom becomes a design studio to make high quality prototypes.
- You will design and making a range of products; learn different ways of presenting your ideas to a client; develop your design and making skills; and use CAD/CAM to produce a professional finish.



How Will I Be Assessed?

- **NEA 50%**


This involves responding to a design problem, creating your own design brief and designing and making an innovative prototype, alongside a 20 page design portfolio. This project is started in June of year 10 and continues through to April of year 11.



- **Written Exam 50%**

It will require you to apply the wide ranging knowledge and understanding you have acquired during the course. This includes: sustainability, the environment, energy, smart materials, the work of other designers, new and emerging technologies and developments in new materials.

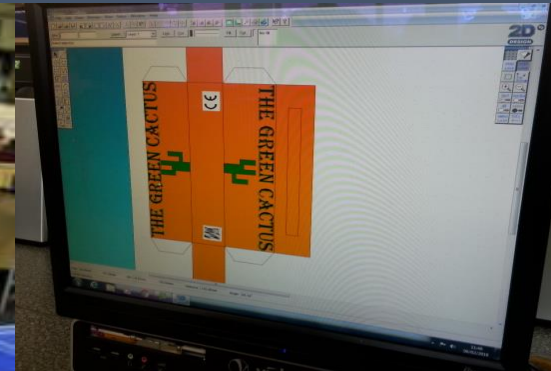
What Does Work Look Like In Product Design?



GCSE DT: Graphic Products (AOA)

Some answers to FAQs:

- You can't take Product Design and Resistant Materials together, but you can take a combination of Product Design, Textiles or Food Preparation and Nutrition.
- You don't need to be really good at drawing to study this.
- There will be weekly theory based research homework throughout both years.
- You can tailor your NEA project towards your own interests, for example architecture, if you want.



How Do I Find Out More Details?



- Speak to the subject lead: Miss Walker & Miss Isaac
- Email at walkera@wallingfordschool.com
- Speak to older pupils already taking the course