


PHOTOGRAPHY GCSE




Why Should I Study Photography?

You can be creative!

Learn how to use your phone or camera properly...

Learn how to express yourself – and enjoy it too!

There are also a lot of careers that it can lead to...



Advertising art director

Film/Video editor

Graphic designer

Magazine features
editor

Medical illustrator

Photographer

Press photographer

Television camera
operator

Art therapist

Digital marketer

Media planner

Multimedia specialist

Museum/gallery curator

Stylist


VFX artist

Web designer

...and that's just the
beginning!



What Will I Study?



Unit 1:
Coursework
(60%)

Unit 2:
Exam Project
(40%)

What Will Photography Lessons Be Like?

- Photography lessons take place in the Art Classrooms, on location and in the Darkroom.
- Pupils explore a range of different photographic materials, techniques and processes
- In Year 10, pupils respond to a range of themes, photographers and art movements
- In Year 11, pupils get extended opportunities to develop their own ideas



How Will I Be Assessed?

MARKS		Assessment objective 1	Assessment objective 2	Assessment objective 3	Assessment objective 4
		Develop ideas through investigations, demonstrating critical understanding of sources.	Refine work by exploring ideas, selecting and experimenting with appropriate media, materials, techniques and processes.	Record ideas, observations and insights relevant to intentions as work progresses.	Present a personal and meaningful response that realises intentions and demonstrates understanding of visual language.
24	Convincingly	An exceptional ability to effectively develop ideas through creative and purposeful investigations.	An exceptional ability to thoughtfully refine ideas with discrimination.	An exceptional ability to skilfully and rigorously record ideas, observations and insights through drawing and annotation, and any other appropriate means relevant to intentions, as work progresses.	An exceptional ability to competently present a personal and meaningful response and realise intentions with confidence and conviction.
23	Clearly				
22	Adequately	An exceptional ability to engage with and demonstrate critical understanding of sources.	An exceptional ability to effectively select and purposefully experiment with appropriate media, materials, techniques and processes.		An exceptional ability to demonstrate understanding of visual language.
21	Just				
20	Convincingly	A highly developed ability to effectively develop ideas through creative and purposeful investigations.	A highly developed ability to thoughtfully refine ideas.	A highly developed ability to skilfully record ideas, observations and insights through drawing and annotation, and any other appropriate means relevant to intentions, as work progresses.	A highly developed ability to competently present a personal and meaningful response and realise intentions with confidence and conviction.
19	Clearly				
18	Adequately	A highly developed ability to demonstrate critical understanding of sources.	A highly developed ability to effectively select and purposefully experiment with appropriate media, materials, techniques and processes.		A highly developed ability to demonstrate understanding of visual language.
17	Just				
16	Convincingly	A consistent ability to effectively develop ideas through purposeful investigations.	A consistent ability to thoughtfully refine ideas.	A consistent ability to skilfully record ideas, observations and insights through drawing and annotation, and any other appropriate means relevant to intentions, as work progresses.	A consistent ability to competently present a personal and meaningful response and realise intentions.
15	Clearly				
14	Adequately	A consistent ability to demonstrate critical understanding of sources.	A consistent ability to effectively select and purposefully experiment with appropriate media, materials, techniques and processes.		A consistent ability to demonstrate understanding of visual language.
13	Just				

- Exam Board: AQA
- Specification: GCSE Photography
- Assessment takes place throughout the course.

Do I need lots of expensive equipment?

In a word...No!

You will be provided with everything you need.

(You can, of course, still use any equipment that you may already own.)





Do I need to know all about photography already?


Again, in a word...No!

The GCSE Photography course will teach you everything you need to know.







What Will Work Look Like In Photography?











Not at eye level, tilted up

Head of subject is tilted too much, should be directed straight at the camera

Camera angle too high, should be at eye level


Subject is not in the centre of the frame

Unable to see face, bad lighting




We visit galleries in Oxford and London



We also visit locations in Oxford and London to take photographs



We also visit locations in Oxford and London to take photographs



How Do I Find Out More Details?

Speak to your Art teacher:
Mr Bowen or Mr Hinchliffe

Email: bowens@wallingfordschool.com

