

Accessing Documents on *EduLink One*

If you have already accessed EduLink One, please skip to point 2.

1. **Download the *EduLink One* mobile app and/or access it via a web-browser:**

a) Mobile app: [iOS Devices](#) [Android Devices](#) [Amazon App Store](#)

b) Web-browser: <https://wallingford.edulinkone.com/>

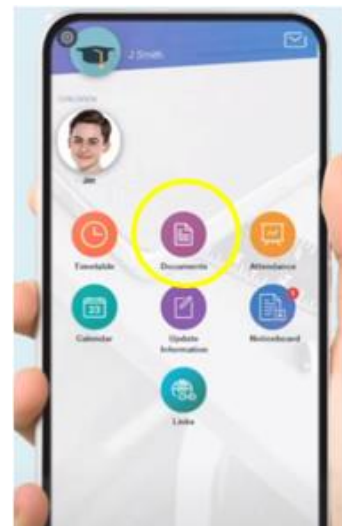
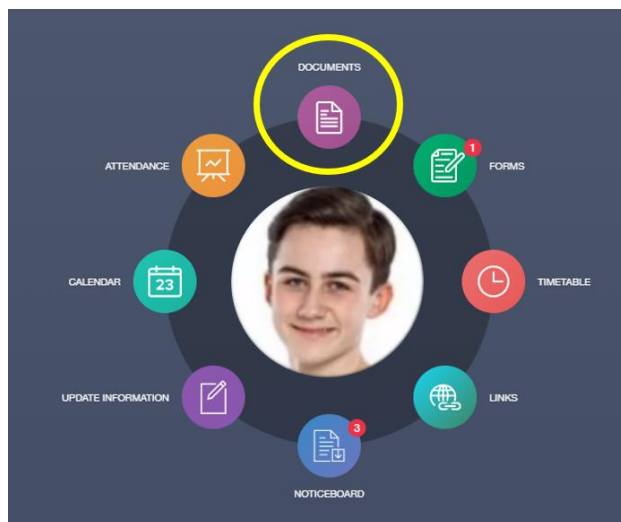
Your login/username and password details for EduLink One are the same as you use to access the Wallingford School VLE (Virtual Learning Environment) via our school website.


If you have not received a username and password for the VLE, or need to re-set them, please contact the VLE Administrator vle@wallingfordschool.com or use the [Forgotten Password form](#).

2. **Open the EduLink One app / [web page](#)**

3. **Click on a child.**

4. **Select the Documents button.** *You will see a list of any available documents.*



5. **Click on  icon in the Download column.** *Depending on your browser settings, this will either open or download the PDF document.*